

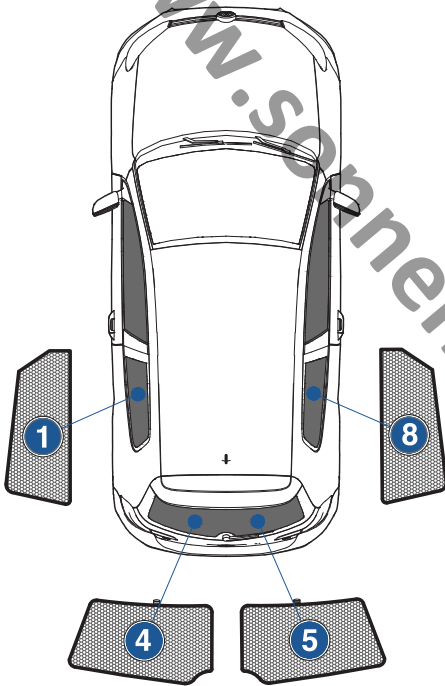
# Installation Manual

VW GOLF MK 7  
VW-GOLF-3-G



## COMPONENTS INCLUDED

## SHADES



## FIXING CLIPS



CL-M02 x 2

**CAR**  
SHADES

# Side Shade Installation

VW GOLF MK 7  
VW-GOLF-3-G

## COMPONENTS NEEDED:




### STEP #1

POSITION THE SIDE SHADE



### STEP #4

ENSURE SECURELY FITTED IN PLACE



www.carshadeschutz-pkw.de



# Rear Shade Installation

VW GOLF MK 7  
VW-GOLF-3-G


## COMPONENTS NEEDED:



### STEP #1 ATTACH CLIPS ON SHADE EDGES



### STEP #2 POSITION THE REAR SHADE



### STEP #3 INSERT CLIPS BEHIND INTERIOR TRIM



### STEP #4 REPEAT THE PROCESS ON OTHER SHADE



### STEP #5 ENSURE SECURELY FITTED IN PLACE

